

NV



Standard couplings with poppet valve. Faster interchangeability (except size 1/2").

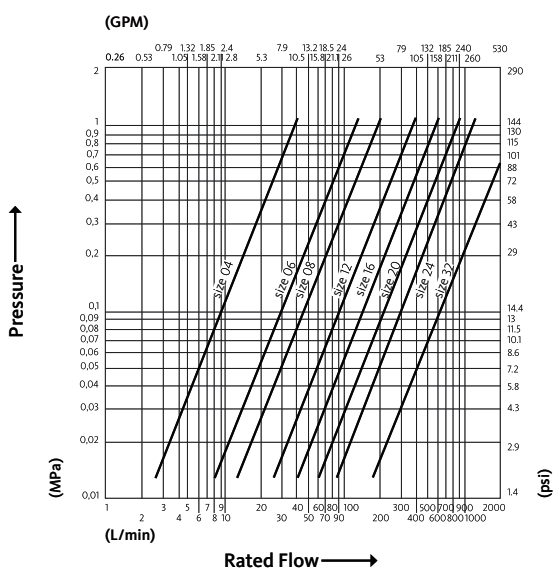
Standard couplings for general purpose applications with poppet valve shut-off system. Faster proprietary profile (1/2" size only is interchangeable according to ISO 7241 part A).



Applications



Pressure Drop



Test performed according to ISO 18869

Technical Specifications

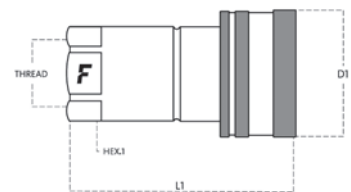
dash	Size		Working Pressure (MPa)	Flow Rate (l/min)	Spillage (ml)	Force to Connect (N)	Burst pressure (MPa)		
	mm	inch					Male	Female	Male + Female
04	6.3	1/4"	35	15	0.8	55	140	140	140
06	10	3/8"	30	50	1.3	85	120	120	140
08	12.5	1/2"	30	75	1.8	80	120	130	130
12	20	3/4"	30	150	8	150	120	120	130
16	25	1"	25	220	13	130	110	110	100
20	31.5	1-1/4"	22	340	30	145	90	90	90
24	37.5	1-1/2"	20	450	34	265	80	80	80
32	50	2"	15	1000	100	250	60	60	60

Material	Steel
Seals	NBR; VITON*
Working temperatures	- 25 °C to + 125 °C
Surface treatment	MATE 500 (CrIII)
Series Interchange	FASTER

Valve Type	Poppet
Connection	Sleeve Retraction
Disconnection	Sleeve Retraction
Connection Under Pressure	Not Allowed



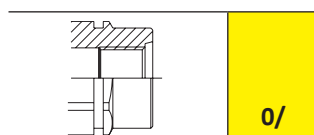
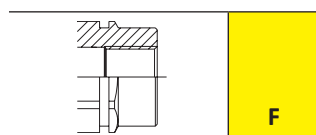
* Working temperatures: - 20 °C to + 200 °C.



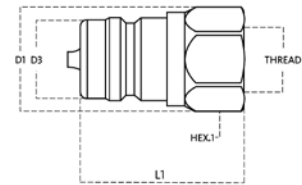
NV

Size		Thread details			FEMALE						
mm	inch	Thread Type	Standard	Thread	Part Number	L (L1 + Thread)		D1		HEX1	
						mm	inch	mm	inch	mm	inch
6.3	1/4"	O/ SAE	ISO 11926-1	9/16"-18 UNF FEMALE ORB	NV 14-38SAE F	52.5	2.07	27	1.06	19	0.75
6.3	1/4"	F NPTF	ANSI B1.20.3	NPTF 1/4" FEMALE	NV 14 NPT F	50	1.97	27	1.06	19	0.75
6.3	1/4"	F BSPP	ISO 1179-1	BSPP 1/4" FEMALE	NV 14 GAS F	50	1.97	27	1.06	19	0.75
10	3/8"	O/ SAE	ISO 11926-1	9/16"-18 UNF FEMALE ORB	NV 38-38SAE F	59.5	2.34	33	1.3	24	0.94
10	3/8"	F NPTF	ANSI B1.20.3	NPTF 3/8" FEMALE	NV 38 NPT F	59.5	2.34	33	1.3	24	0.94
10	3/8"	F BSPP	ISO 1179-1	BSPP 3/8" FEMALE	NV 38 GAS F V	59.5	2.34	33	1.3	24	0.94
10	3/8"	F BSPP	ISO 1179-1	BSPP 3/8" FEMALE	NV 38 GAS F	59.6	2.35	33	1.3	24	0.94
12.5	1/2"	O/ METRIC	ISO 6149-1	M22x1.5 FEMALE ORB	NV0/2215 F	66	2.6	38	1.5	27	1.06
12.5	1/2"	F METRIC	ISO 9974-1	M22x1.5 FEMALE	NV 2215 F	66	2.6	38	1.5	27	1.06
12.5	1/2"	O/ SAE	ISO -11926-1	7/8"-14 UNF FEMALE ORB	NV 12-58SAE F	69.5	2.74	38	1.5	32	1.26
12.5	1/2"	F BSPP	ISO 1179-1	BSPP 1/2" FEMALE	NV 12 GAS F V	66	2.6	38	1.5	27	1.06
12.5	1/2"	F NPTF	ANSI B1.20.3	NPTF 1/2" FEMALE	NV 12 NPT F	66	2.6	38	1.5	27	1.06
12.5	1/2"	F JPT	UNI EN 10226-2	RC 1/2 FEMALE (JPT)	NV 12 JPT F	66	2.6	38	1.5	27	1.06
12.5	1/2"	F BSPP	ISO 1179-1	BSPP 1/2" FEMALE	NV 12 GAS F	66	2.6	38	1.5	27	1.06
12.5	1/2"	F BSPP	ISO 1179-1	BSPP 1/2" FEMALE	NV 12 GAS F7	66	2,6	38	1,5	27	1,1
20	3/4"	F BSPP	ISO 1179-1	BSPP 3/4" FEMALE	NV 34 GAS F V	84	3.31	48	1.89	34	1.34
20	3/4"	F NPTF	ANSI B1.20.3	NPTF 3/4" FEMALE	NV 34 NPT F	83	3.27	48	1.89	34	1.34
20	3/4"	F BSPP	ISO 1179-1	BSPP 3/4" FEMALE	NV 34 GAS F	84	3.31	48	1.89	34	1.34
25	1"	F NPTF	ANSI B1.20.3	NPTF 1" FEMALE	NV 1 NPT F	99.5	3.92	56	2.2	41	1.61
25	1"	F BSPP	ISO 1179-1	BSPP 1" FEMALE	NV 1 GAS F	99.5	3.92	56	2.2	41	1.61
31.5	1-1/4"	F NPTF	ANSI B1.20.3	NPTF 1-1/4" FEMALE	NV114 NPT F	115	4.53	70	2.76	50	1.97
31.5	1-1/4"	F BSPP	ISO 1179-1	BSPP 1-1/4" FEMALE	NV114 GAS F	82.5	3.25	48	1.89	34	1.34
37.5	1-1/2"	F NPTF	ANSI B1.20.3	NPTF 1-1/2" FEMALE	NV112 NPT F	127.5	5.02	84	3.31	60	2.36
37.5	1-1/2"	F BSPP	ISO 1179-1	BSPP 1-1/2" FEMALE	NV112 GAS F	127.5	5.02	84	3.31	60	2.36
50	2"	F BSPP	ISO 1179-1	BSPP 2" FEMALE	NV 2 GAS F	151	5.94	119	4.69	75	2.95

Part number ending in V have seals in FKM and consequently a Working Temperature of - 20°C + 200 °C.
 Part Numbers ending in 7 have Zn-Ni surface treatment for improved resistance against wear and corrosion.



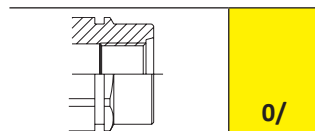
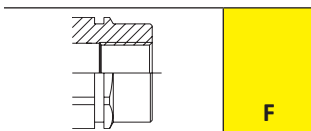
NV



Size		Thread details			MALE									
mm	inch	Thread Type	Standard	Thread	Part Number	L (L1 + Thread)		D1		D3		HEX1		
						mm	inch	mm	inch	mm	inch	mm	inch	
6.3	1/4"	O/ SAE	ISO 11926-1	9/16"-18 UNF FEMALE ORB	NV 14-38SAE M	35.5	1.4	21	0.83	14.1	0.56	19	0.75	
6.3	1/4"	F NPTF	ANSI B1.20.3	NPTF 1/4" FEMALE	NV 14 NPT M	33	1.3	21	0.83	14.1	0.56	19	0.75	
6.3	1/4"	F BSPP	ISO 1179-1	BSPP 1/4" FEMALE	NV 14 GAS M ST	34.7	1.37	21	0.83	14.1	0.56	19	0.75	
6.3	1/4"	F BSPP	ISO 1179-1	BSPP 1/4" FEMALE	NV 14 GAS M	34.7	1.37	21	0.83	14.1	0.56	19	0.75	
10	3/8"	O/ SAE	ISO 11926-1	9/16"-18 UNF FEMALE ORB	NV 38-38SAE M	39	1.54	27	1.06	18.9	0.74	24	0.94	
10	3/8"	F NPTF	ANSI B1.20.3	NPTF 3/8" FEMALE	NV 38 NPT M	39	1.54	27	1.06	18.9	0.74	24	0.94	
10	3/8"	F BSPP	ISO 1179-1	BSPP 3/8" FEMALE	NV 38 GAS M V	39	1.54	27	1.06	18.9	0.74	24	0.94	
10	3/8"	F BSPP	ISO 1179-1	BSPP 3/8" FEMALE	NV 38 GAS M	39	1.54	55	2.17	19	0.75	24	0.94	
12.5	1/2"	O/ BSPP	BS 5380	BSPP 1/2 FEMALE ORB	NV0/12 GAS M	44	1.73	30	1.18	20.5	0.81	27	1.06	
12.5	1/2"	F METRIC	ISO 9974-1	M22x1.5 FEMALE	NV 2215 M	44	1.73	30	1.18	20.5	0.81	27	1.06	
12.5	1/2"	O/ SAE	ISO 11926-1	7/8"-14 UNF FEMALE ORB	NV 12-58SAE M	51	2.01	30	1.18	20.5	0.81	27	1.06	
12.5	1/2"	O/ SAE	ISO 11926-1	3/4"-16 UNF FEMALE ORB	NV 12-12SAE M	44	1.73	30	1.18	20.5	0.81	27	1.06	
12.5	1/2"	F BSPP	ISO 1179-1	BSPP 1/2" FEMALE	NV 12 GAS M V	44	1.73	30	1.18	20.5	0.81	27	1.06	
12.5	1/2"	F NPTF	ANSI B1.20.3	NPTF 1/2" FEMALE	NV 12 NPT M	44	1.73	30	1.18	20.5	0.81	27	1.06	
12.5	1/2"	F JPT	UNI EN 10226-2	RC 1/2 FEMALE (JPT)	NV 12 JPT M	44	1.73	30	1.18	20.5	0.81	27	1.06	
12.5	1/2"	F BSPP	ISO 1179-1	BSPP 1/2" FEMALE	NV 12 GAS M	44	1.73	30	1.18	20.5	0.81	27	1.06	
20	3/4"	F NPTF	ANSI B1.20.3	NPTF 3/4" FEMALE	NV 34 NPT M	55	2.17	38	1.5	27.9	1.1	34	1.34	
20	3/4"	F BSPP	ISO 1179-1	BSPP 3/4" FEMALE	NV 34 GAS M V	55	2.17	38	1.5	27.9	1.1	34	1.34	
20	3/4"	F BSPP	ISO 1179-1	BSPP 3/4" FEMALE	NV 34 GAS M	55	2.17	38	1.5	27.9	1.1	34	1.34	
25	1"	F NPTF	ANSI B1.20.3	NPTF 1" FEMALE	NV 1 NPT M V	66	2.6	45	1.77	31.3	1.23	41	1.61	
25	1"	F NPTF	ANSI B1.20.3	NPTF 1" FEMALE	NV 1 NPT M	66	2.6	45	1.77	31.3	1.23	41	1.61	
25	1"	F BSPP	ISO 1179-1	BSPP 1" FEMALE	NV 1 GAS M	66	1.61	56	2.2	31.3	0.74	41	1.61	
31.5	1-1/4"	F NPTF	ANSI B1.20.3	NPTF 1-1/4" FEMALE	NV114 NPT M	73	2.87	55.5	2.19	43.9	1.73	50	1.97	
31.5	1-1/4"	F BSPP	ISO 1179-1	BSPP 1-1/4" FEMALE	NV114 GAS M	59.5	2.34	33	1.3	44	1.73	24	0.94	
37.5	1-1/2"	F NPTF	ANSI B1.20.3	NPTF 1-1/2" FEMALE	NV112 NPT M	83	3.27	66	2.6	53.4	2.1	60	2.36	
37.5	1-1/2"	F BSPP	ISO 1179-1	BSPP 1-1/2" FEMALE	NV112 GAS M	83	3.27	66	2.6	53.4	2.1	60	2.36	
50	2"	F BSPP	ISO 1179-1	BSPP 2" FEMALE	NV 2 GAS M	100	3.94	86.9	3.42	82	3.23	75	2.95	

Part number ending in V have seals in FKM and consequently a Working Temperature of - 20°C + 200 °C.

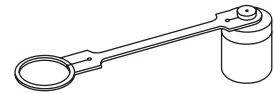
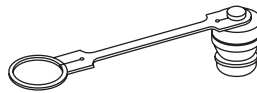
Part Numbers ending in 7 have Zn-Ni surface treatment for improved resistance against wear and corrosion.



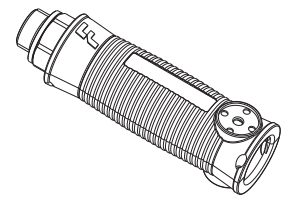
NV Accessories and Spares



PVC dust protections



Aluminium dust protections



Line Identification System



Seals Kits