

NS



**Standard couplings with ball valve.
Faster interchangeability (except size 1/2").**

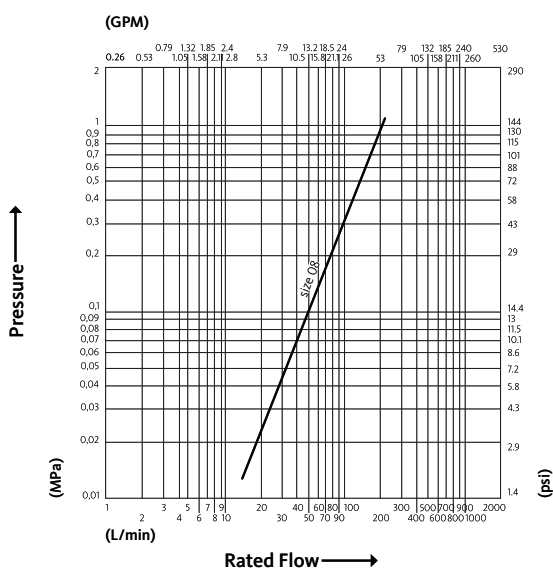
Standard couplings for general purpose applications with ball valve shut-off system. Faster proprietary profile (1/2" size only is interchangeable according to ISO 7241 part A).



Applications



Pressure Drop



Test performed according to ISO 18869

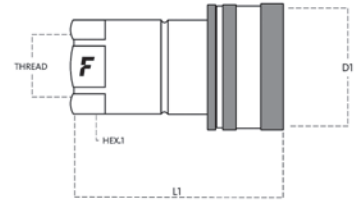
Technical Specifications

dash	Size mm	inch	Working Pressure (MPa)	Flow Rate (l/min)	Spillage (ml)	Force to Connect (N)	Burst pressure (MPa)		
							Male	Female	Male + Female
04	6.3	1/4"	25	15	0.7	55	100	100	140
06	10	3/8"	25	30	1	85	100	100	140
08	12.5	1/2"	20	60	1.5	90	80	100	120
12	20	3/4"	17	80	7	170	68	95	150
16	25	1"	25	140	11	140	100	100	110

Material	Steel
Seals	NBR
Working temperatures	- 25 °C to + 125 °C
Surface treatment	MATE 500 (CrIII)
Series Interchange	FASTER

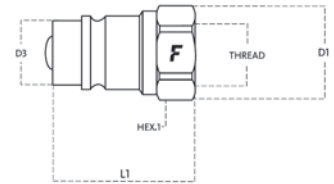
Valve Type	Ball
Connection	Sleeve Retraction
Disconnection	Sleeve Retraction
Connection Under Pressure	Not Allowed



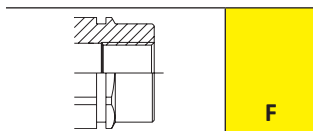


NS

Size		Thread details			FEMALE							
mm	inch	Thread Type	Standard	Thread	Part Number	L (L1 + Thread)		D1		HEX1		
						mm	inch	mm	inch	mm	inch	
6.3	1/4"	F NPTF	ANSI B1.20.3	NPTF 1/4" FEMALE	NS 14 NPT F	50	1.97	27	1.06	19	0.75	
6.3	1/4"	F BSPP	ISO 1179-1	BSPP 1/4" FEMALE	NS 14 GAS F	50	1.97	27	1.06	19	0.75	
10	3/8"	F NPTF	ANSI B1.20.3	NPTF 3/8" FEMALE	NS 38 NPT F	59.5	2.34	33	1.3	24	0.94	
10	3/8"	F BSPP	ISO 1179-1	BSPP 3/8" FEMALE	NS 38 GAS F	59.5	2.34	33	1.3	24	0.94	
12.5	1/2"	F NPTF	ANSI B1.20.3	NPTF 1/2" FEMALE	NS 12 NPT F	68	2.68	38	1.5	27	1.06	
12.5	1/2"	F BSPP	ISO 1179-1	BSPP 1/2" FEMALE	NS 12 GAS F	68	2.68	38	1.5	27	1.06	
20	3/4"	F NPTF	ANSI B1.20.3	NPTF 3/4" FEMALE	NS 34 NPT F	82	3.23	48	1.89	34	1.34	
20	3/4"	F BSPP	ISO 1179-1	BSPP 3/4" FEMALE	NS 34 GAS F	82.5	3.25	48	1.89	34	1.34	
25	1"	F NPTF	ANSI B1.20.3	NPTF 1" FEMALE	NS 1 NPT F	96.5	3.8	56	2.2	41	1.61	
25	1"	F BSPP	ISO 1179-1	BSPP 1" FEMALE	NS 1 GAS F	96.5	3.8	56	2.2	41	1.61	



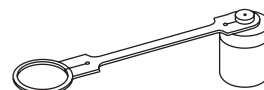
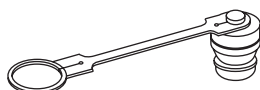
Size		Thread details			MALE									
mm	inch	Thread Type	Standard	Thread	Part Number	L (L1 + Thread)		D1		D3		HEX1		
						mm	inch	mm	inch	mm	inch	mm	inch	
6.3	1/4"	F NPTF	ANSI B1.20.3	NPTF 1/4" FEMALE	NS 14 NPT M	33	1.3	21	0.83	14.1	0.56	19	0.75	
6.3	1/4"	F BSPP	ISO 1179-1	BSPP 1/4" FEMALE	NS 14 GAS M	34.7	1.37	21	0.83	14.1	0.56	19	0.75	
10	3/8"	F NPTF	ANSI B1.20.3	NPTF 3/8" FEMALE	NS 38 NPT M	39	1.54	27	1.06	18.9	0.74	24	0.94	
10	3/8"	F BSPP	ISO 1179-1	BSPP 3/8" FEMALE	NS 38 GAS M	39	1.54	27	1.06	18.9	0.74	24	0.94	
12.5	1/2"	F NPTF	ANSI B1.20.3	NPTF 1/2" FEMALE	NS 12 NPT M	46	1.81	30	1.18	20.5	0.81	27	1.06	
12.5	1/2"	F BSPP	ISO 1179-1	BSPP 1/2" FEMALE	NS 12 GAS M	46	1.81	30	1.18	20.5	0.81	27	1.06	
12.5	1/2"	F NPTF	ANSI B1.20.3	NPTF 1/2" FEMALE	2NS 12 NPT M	47	1.85	30	1.18	20.5	0.81	27	1.06	
20	3/4"	F NPTF	ANSI B1.20.3	NPTF 3/4" FEMALE	NS 34 NPT M	53	2.09	38	1.5	27.9	1.1	34	1.34	
20	3/4"	F BSPP	ISO 1179-1	BSPP 3/4" FEMALE	NS 34 GAS M	53.5	2.11	38	1.5	27.9	1.1	34	1.34	
25	1"	F NPTF	ANSI B1.20.3	NPTF 1" FEMALE	NS 1 NPT M	63	2.48	45	1.77	31.3	1.23	41	1.61	
25	1"	F BSPP	ISO 1179-1	BSPP 1" FEMALE	NS 1 GAS M	63	2.48	45	1.77	31.3	1.23	41	1.61	



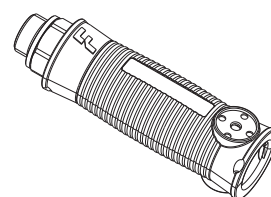
NS Accessories and Spares



PVC dust protections



Aluminium dust protections



Line Identification System



Seals Kits