

PB 1000150082



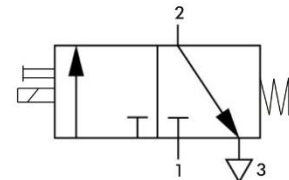
Elettrovalvole pneumatiche
Pneumatic solenoid valves

1000150082
10001500297



| Materiali / Materials | |
|--|--|
| Nucleo / Core | IMRE |
| Corpo filettato G 1/8" <i>Body G 1/8" threaded</i> | Alluminio <i>Aluminium</i> |
| Molle / Springs | Acciaio inox / <i>Stainless steel</i> |
| Guarnizioni / Seals | FKM |
| Attuatore / Manual override | Resina acetilica / <i>Acetal resin</i> |

Schema idraulico
Hydraulic scheme

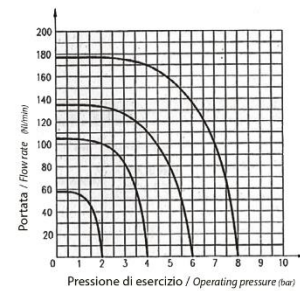


3/2 N.C. G 1/8"

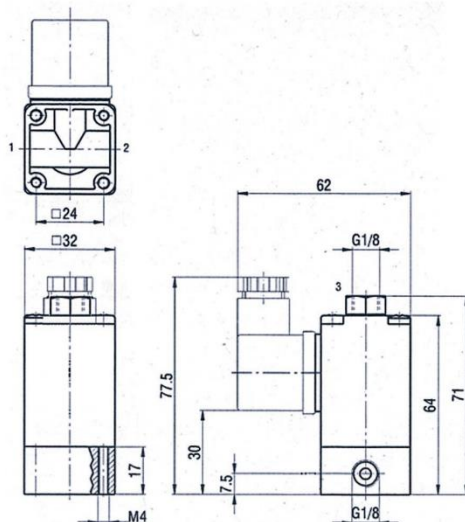
Caratteristiche tecniche
Technical data

| | 10001500297 | 1000150082 |
|---|--|-------------------|
| Pressione di esercizio / Operating pressure | P Max 12bar | |
| Temperatura di esercizio / Working temperature | 0 - 50°C (con aria secca a -20°C / <i>with dry air</i>) | |
| Fluido / Fluid | Aria compressa, filtrata, lubrificata ininterrottamente o non lubrificata <i>Filtered, unlubricated or continuous lubricated compressed air</i> | |
| Diametro nominale / Nominal diameter | 1 mm | 2 mm |
| Bobina / Coil | Integrata nel corpo / <i>Integrated in the body</i> | |
| Tensioni standard / Voltages | DC: 12V | DC: 24V |
| Assorbimento / Apparent power | DC: 7W | DC: 9W |
| Tolleranza tensione / Voltage tolerance | -15% +25% | -15% +15% |
| Grado di protezione / Protection class | IP65 | |
| Classe di isolamento / Insulation class | F | |
| Durata dell'inserzione / Solenoid rating | ED 100% | |
| Portata / Flow rate PA: 6 bar P=1bar at 6 bar P=1bar | 40 NI/min. | 80 NI/min. |
| Peso / Weight | 240 g | |

Diagramma
Flow chart



Ingombro / Dimensions



Ricambio
Spare part



10090300612
Bobina / Coil 12V W ULCSV

10090300603
Bobina / Coil 24V W ULCSV